



# APPLICATION & AUDITION REQUIREMENTS

Senior School  
September 2025 Entry

Thank you for your interest in English National Ballet School. Each year, we are proud to receive hundreds of applications from talented young dancers all over the world, applying to our full-time Diploma in Professional Dance (Level 5 or 6).

We are pleased to announce that applications for September 2025 entry will open on **Friday 8 November 2024**.

On this date, we will also publish further information including:

- Application deadlines
- Audition dates
- How to apply

All candidates are required to prepare and submit the following, as part of their application:

1. **A headshot**
2. **Audition videos**
3. **Personal statement**

More information on how to prepare these things can be found below.

We hope this information pack allows you to start preparing your headshot, audition videos and personal statement ahead of applications opening. Please do not submit anything until you have submitted your online application form, which you can do once applications open. Any material submitted before an application has been made unfortunately cannot be considered.

**Application** – anyone who meets the age requirement (aged 16-19 as of 1 September 2025) can submit an online application.

**Final Auditions** – invitation only. Taking place in various locations internationally and in London.

*Please note, we are not able to confirm any audition dates or application deadlines until applications open on Friday 8 November 2024. Thank you for your patience.*

If you have any questions or concerns regarding the application or audition requirements, please do not hesitate to contact us at [auditions@enbschool.org.uk](mailto:auditions@enbschool.org.uk) where a member of our audition team will be happy to help.

## **1. Headshot**

You will need to provide a headshot (head and shoulders) as part of your application. This does not need to be a professional image and can be taken on a mobile device (phone).

We do not require you to prepare or submit any audition photographs.

## **2. Audition videos**

All candidates are required to submit audition videos as part of the application. Your audition videos do not need to be recorded professionally and can be recorded on a mobile device (phone).

You will need to prepare and record three audition videos as part of your application:

### **▶ Video 1**

**Excerpts from Ballet class** including short barre, centre work, jumps and pointe work  
(no longer than 20 minutes).

### **▶ Video 2**

**Classical solo variation**  
(no longer than 1 minute).

### **▶ Video 3**

**Contemporary or improvised solo**  
(no longer than 1 minute)

## **Requirements**

- Please ensure you refer to our 'Audition Video Criteria' which you can find on the next page.
- Candidates should wear soft ballet shoes, tights and a leotard / unitard. Pointe shoes to be worn by female candidates.
- Please ensure the videos are not taken from too far away from the candidate, it's important we can see you clearly.
- Please use music of your choice.
- All footage must have been recorded after 1 September 2024.
- All three audition videos must be uploaded to YouTube as a private and unlisted video. Please refer to our 'YouTube Upload Guidance' below.

**Audition Video Criteria**

All candidates will be considered on the same criteria and successful students are selected on the basis of their talent and potential skills required for a career in professional Ballet and dance.

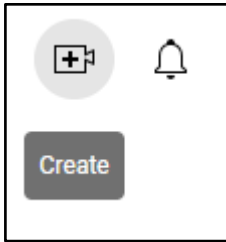
For all three audition videos, our audition panel will be focussing and looking at the following qualities:

- Lines
- Musicality
- Articulation
- Dynamics
- Movement
- Use of space
- Versatility

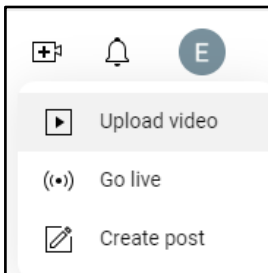


## YouTube Upload Guide

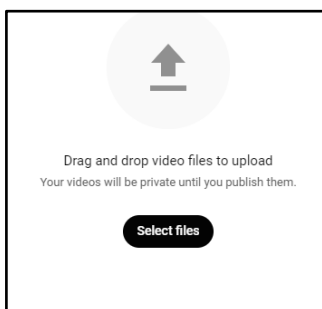
1. Your first step is to log in to YouTube – press the sign in button on the top righthand corner of the front page of YouTube.
2. Next, click on the little camera with the plus sign pictured below:



3. In the drop-down menu that appears, click the 'Upload Video' option pictured below:



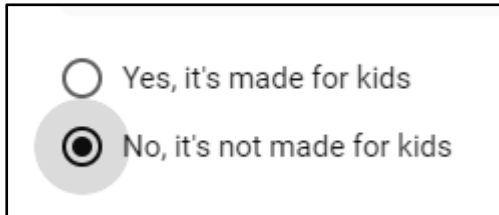
4. When the upload function appears onscreen, either drag-and-drop your video in the box provided or click 'Select Files' and upload your video from there.



5. In the video title box in 'Details', add you're your Full Name, followed by 'ENBS 2024 Audition' as shown below:

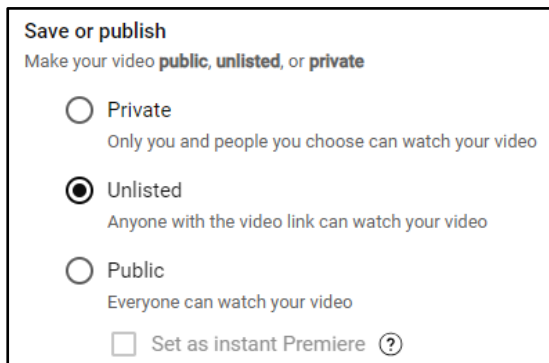


6. Scrolling down past options for adding thumbnails, there is a section titled 'Audience' with two options listed. Please click 'No, it's not made for kids'. Once this is done, you can click 'Next' in the bottom right corner of the box.



Yes, it's made for kids  
 No, it's not made for kids

7. Click 'Next' again to bypass the 'Video Elements' Section. This is not necessary for your application video.
8. You will then be taken to the 'Checks' section, this will assess your video for copyright infringement. If your video is flagged for copyright infringement (most lively from your choice of music) please get in touch with us at: [auditions@enbschool.org.uk](mailto:auditions@enbschool.org.uk) . Once the video file upload is finished and checked, press 'Next'.
9. You will then be directed to the 'Visibility' section, you can choose here how you video is listed. We require **unlisted** videos only, so please select this option.



Save or publish  
Make your video **public, unlisted, or private**

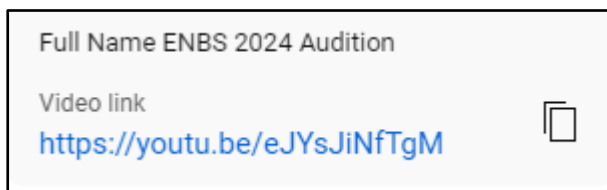
Private  
Only you and people you choose can watch your video

Unlisted  
Anyone with the video link can watch your video

Public  
Everyone can watch your video

Set as instant Premiere ?

10. Please copy the link to your video on the right-hand side of the page underneath the video thumbnail. Please include this link in your application.



Full Name ENBS 2024 Audition

Video link  
<https://youtu.be/eJYsJiNfTgM>

11. You can go ahead and press 'Save', your video upload is complete!

### 3. Personal Statement

You are also required to submit a brief personal statement, as part of your application.

Please prepare a personal statement that includes responses to the following questions:

- Why do you aspire to be a student at ENBS?
- What are your aspirations for your future in dance?
- What is your biggest achievement in dance to date?

You can prepare your personal statement in one of the following ways, that feels most accessible to you:

► **Written personal statement** [no longer than 500 words]

You will be required to include a written personal statement within your application form, so we recommend preparing this on a separate word document that you can copy and paste into your application form.

OR

► **Video personal statement** [no longer than 4 minutes]

Video personal statements must be uploaded to YouTube as an unlisted video, in line with your video auditions. Please refer to our 'YouTube Upload Guidance'. You will be given the opportunity to insert the link to your video personal statement within your application form.



We hope this initial information pack helps you prepare your application. If you have any questions or concerns, please contact [auditions@enbschool.org.uk](mailto:auditions@enbschool.org.uk)